

WELLAND

3.5" Dual Bay RAID HDD External Enclosure – TERA ME580J



The powerful 3.5" TERA dual bay ME580J, is high performance RAID system. ME580J supports 2 SATA drives combined up to 4TB capacity (under Windows Vista only). The creative compact/rigid casing and HDD security lock are suitable for medium-sized offices or SOHO professionals.

Connecting by USB or eSATA to PC, TERA ME580J is an intelligent/high speed data backup/security center by making use of the different RAID function such like Individual / JBOD / RAID 0 / RAID 1.

The fancy mirror panel with cool blue graphic luminous icons gives the vivid indication of device status. Heat-dissipation by both first-class metal casing and internal cooling fan features the reliability and stability of TERA ME580J.

Application of TERA ME580J :

- Home or office data backup/redundancy center
- Big volume data storage demand
- Add-on data/media files to laptop or desktop
- Personal external USB or eSATA storage



Features of TERA ME580J :

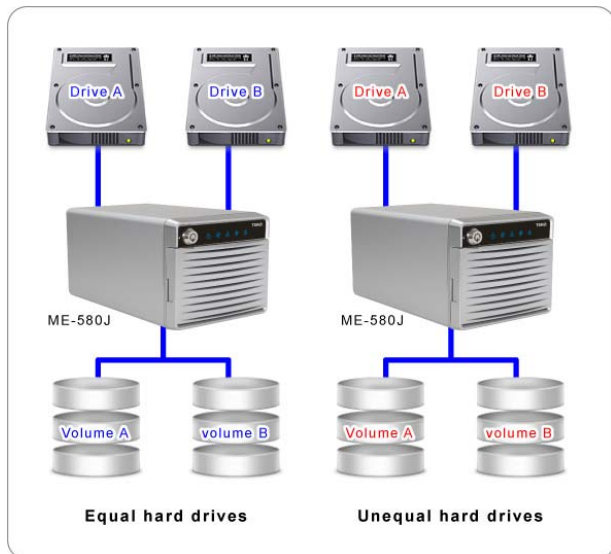
- Fits both 3.5" SATA drive (up to 4TB with 2 drive combination)
- Connection speed , USB2.0 up to 480Mbps and eSATA up to 3GB/s
- Aluminum rigid casing with superior FAN cooling capabilities
- Mirror panel with blue graphic icon for function indication
- RAID 1 real-time backup as redundancy
- RAID 0 faster transfer rate than a normal level
- JBOD and Individual mode
- Compatible for both Windows and Mac

WELLAND

About Supported RAID Mode of ME580J :


Individual Mode : Non-RAID , There will be only independent drives. This is the default setting of ME580J. No matter one hard drive or two hard drives are installed. (Port Multiplier function)

Note: The failure of one disk will not affect the other disk. Therefore, the data of the working drive will be intact as it is.



JBOD MODE : The two physical drives are combined as one large single volume which is offering maximum capacity (from the available capacities of each disk)


Note: If 1 physical disk fails, the data on both disks will be inaccessible. If the data security is the most concern, RAID 1 is recommended.



RAID 0 MODE (FAST) : 2 physical drives are striped as 1 larger logical volume , RAID 0 offers the maximum possible capacity like in JBOD mode with greater speed than JBOD mode (each disk runs faster to a certain level).

Note : If 1 drive fails, the data on both disks will become inaccessible.


Note : When installing 2 unequal drive, the capacity is double of the smaller drive.



RAID 1 MODE (SAFE) : RAID 1 is the automated process of writing data to multiple drives simultaneously. It is used to provide redundancy. If one drive fails, the redundant drive(s) will rebuild the data. The failed drive can then be replaced and the drive set can be re-mirrored.

Note: When installing 2 equal drives, the capacity is equal to one of the two drives.

Note: When installing 2 unequal drives, the capacity is the smaller one.



WELLAND

Specification :

Item Number	TERA series – ME-580J
Host Interface	1 x USB2.0 ; 1 x eSATA (Port Multiplier)
Drive Type	2 x 3.5" SATA I / II
Chipset	JMB352
Transmission Rate	Up to 480Mb/s via USB2.0 ; Up to 3Gb/s via eSATA
File System	FAT16/32 , NTFS
RAID Modes	RAID 1, RAID 0 , JBOD , Individual
RAID Setting	Offers both Software and Hardware Setting
Casing Structure	Aluminum & Plastic
Cooling	FAN and Aluminum body heat dissipation
LED Icon	Graphic LED Indication
Software Application	Backup software for Windows OS only at USB mode
OS Requirement	Windows 2000/XP/VISTA/ 7 ; Mac OS 10.x or higher
Internal Power	Input: AC 100 ~ 240V, 50/60 Hz , Output: 50W
Dimension (L x W x H)	202 x 125 x 104 mm (L x W x H)
Package Content	ME580J Enclosure, USB cable, eSATA cable, power cord, QIG, CD

Graphic LED Indication (front panel) :

Device Power	Blue LED blinking for always
HDD 1 R/W Access	Blue LED flashing
HDD 1 R/W Error	Blue LED blinking for always
HDD 2 R/W Access	Blue LED flashing
HDD 2 R/W Error	Blue LED blinking for always

RAID Mode LED (back panel) :

Individual Function Mode	Green LED after setting
J.B.O.G Function Mode	Green LED after setting
RAID0 Function Mode	Green LED after setting